

***Let's Take a Peek
at Performance***

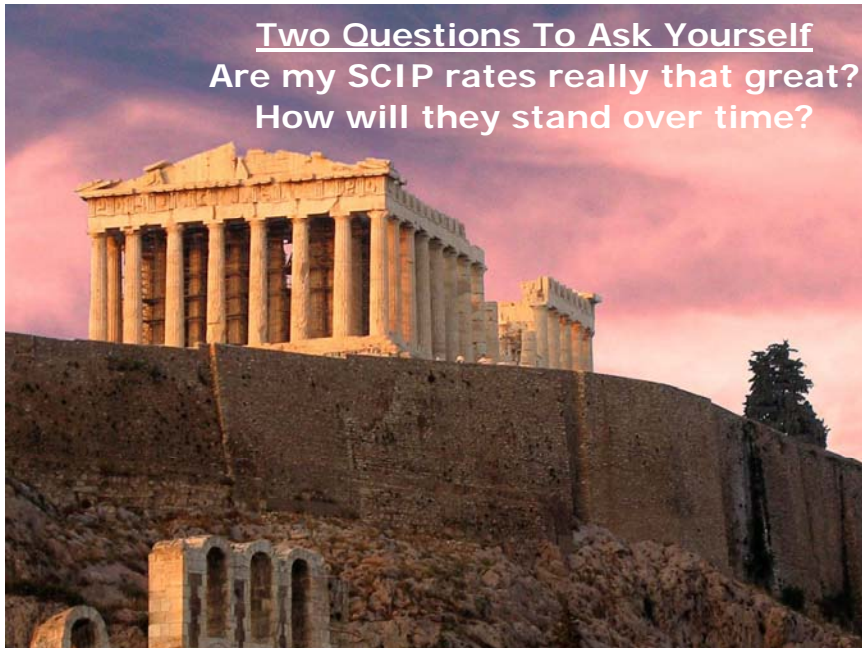


SCIP Learning Session 4

July 23, 2009

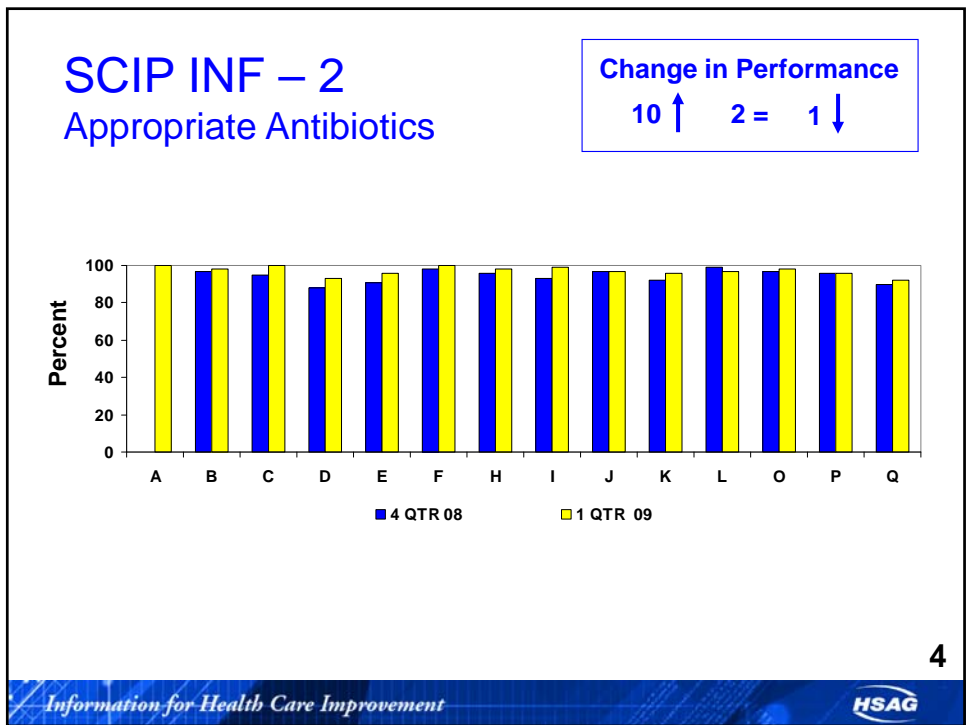
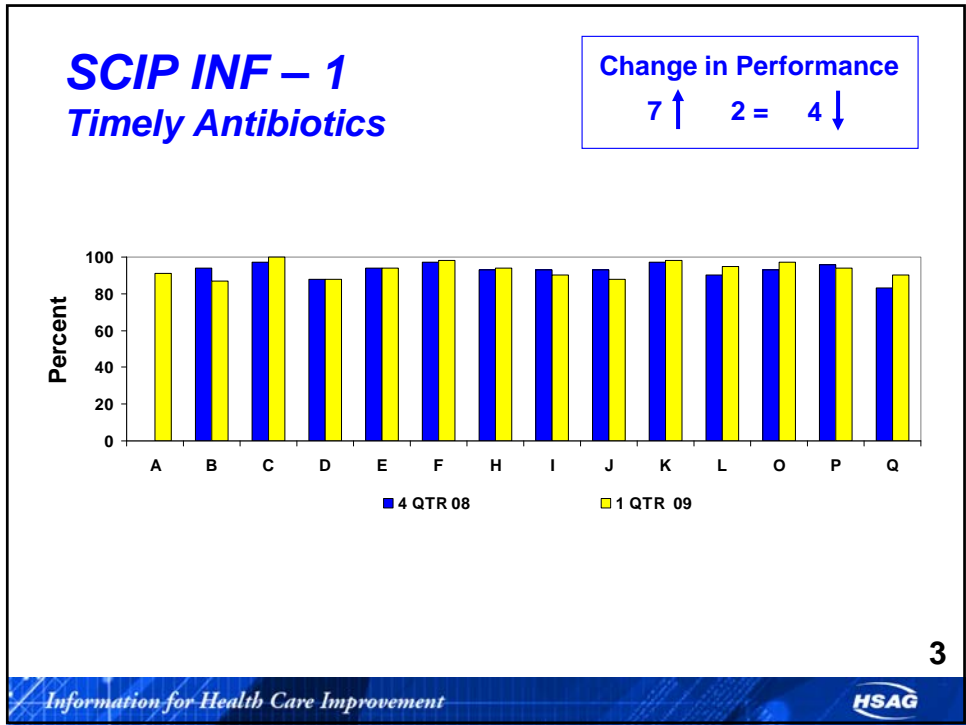
Charlie Chapin, MS, CHCA
HSAG Director, Decision Support

Two Questions To Ask Yourself
Are my SCIP rates really that great?
How will they stand over time?

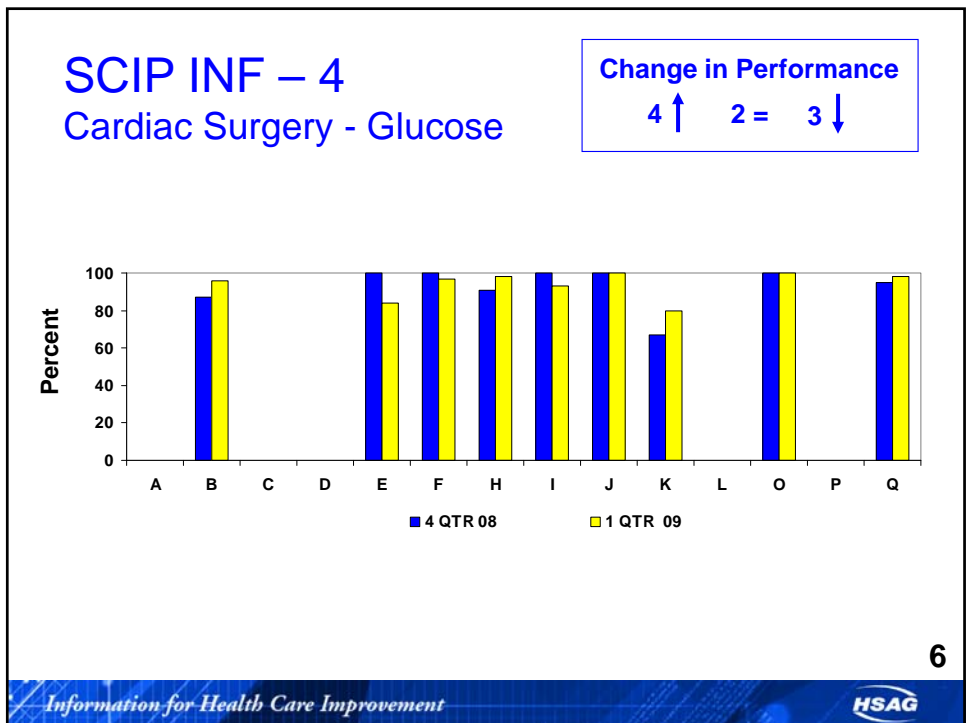
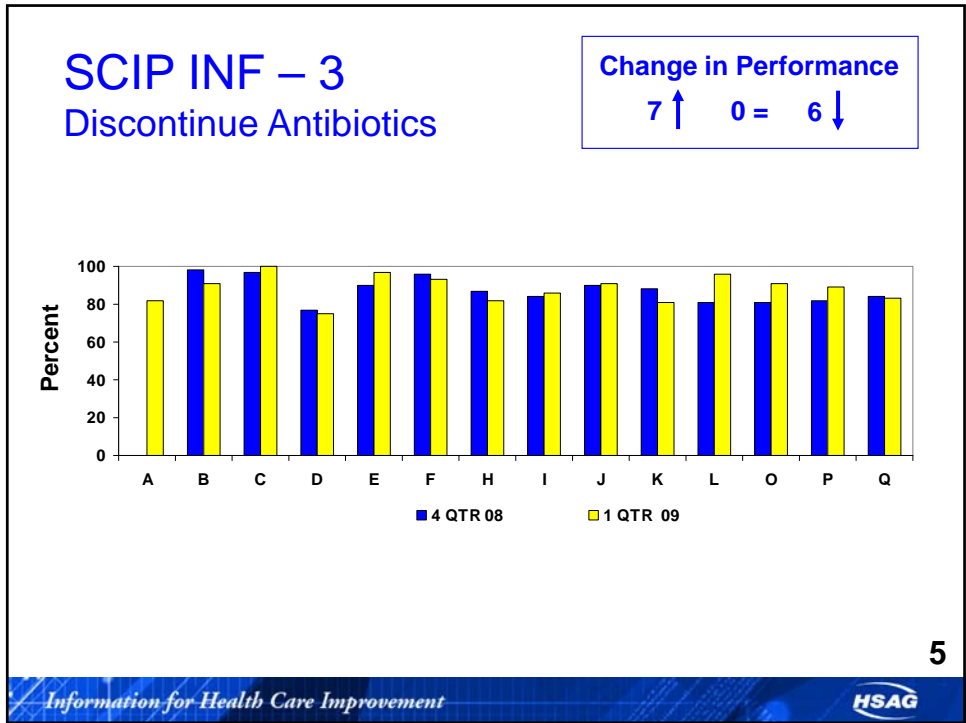


2

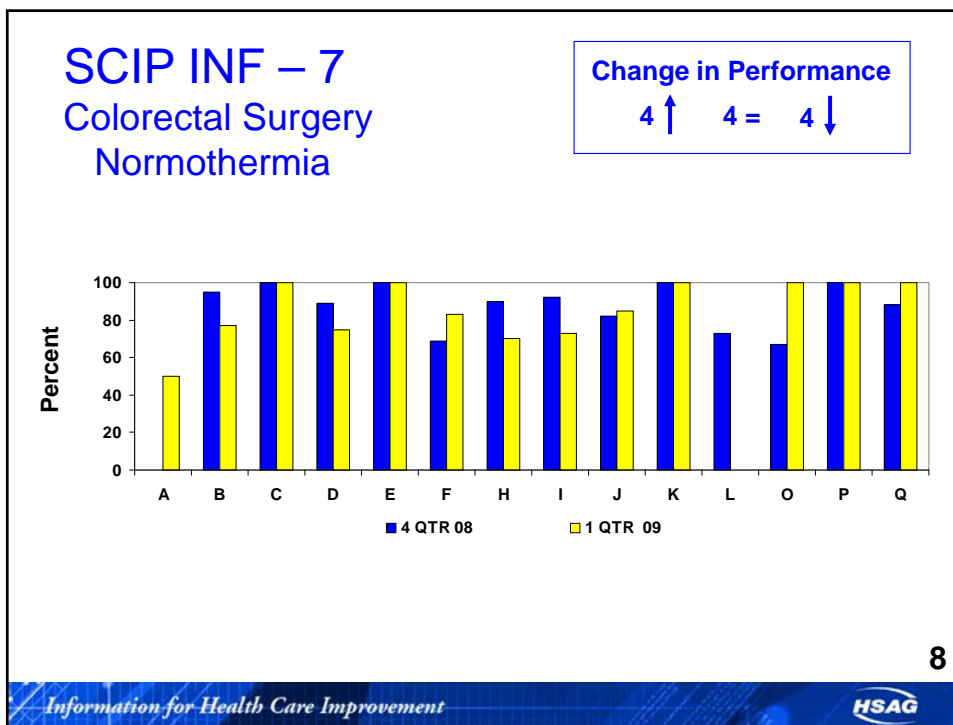
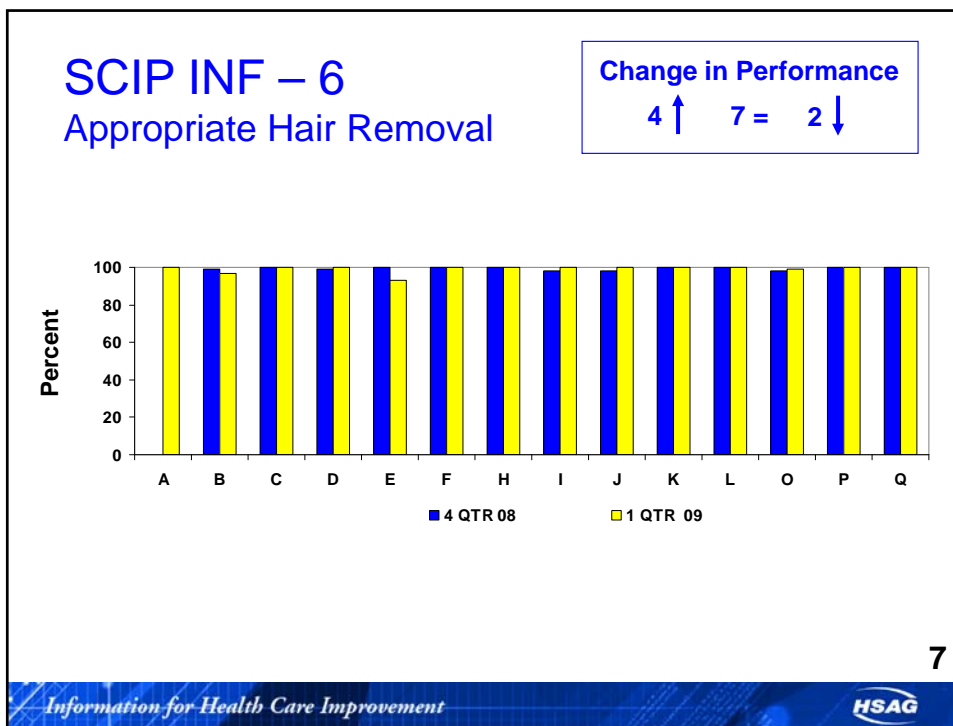
Let's Take a Peek at Performance



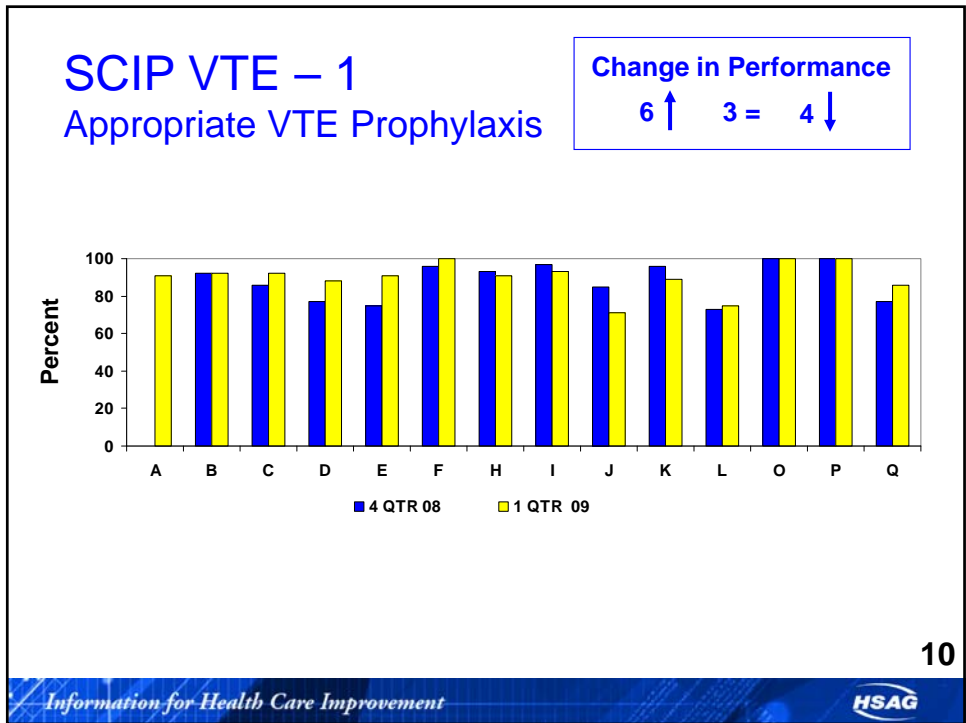
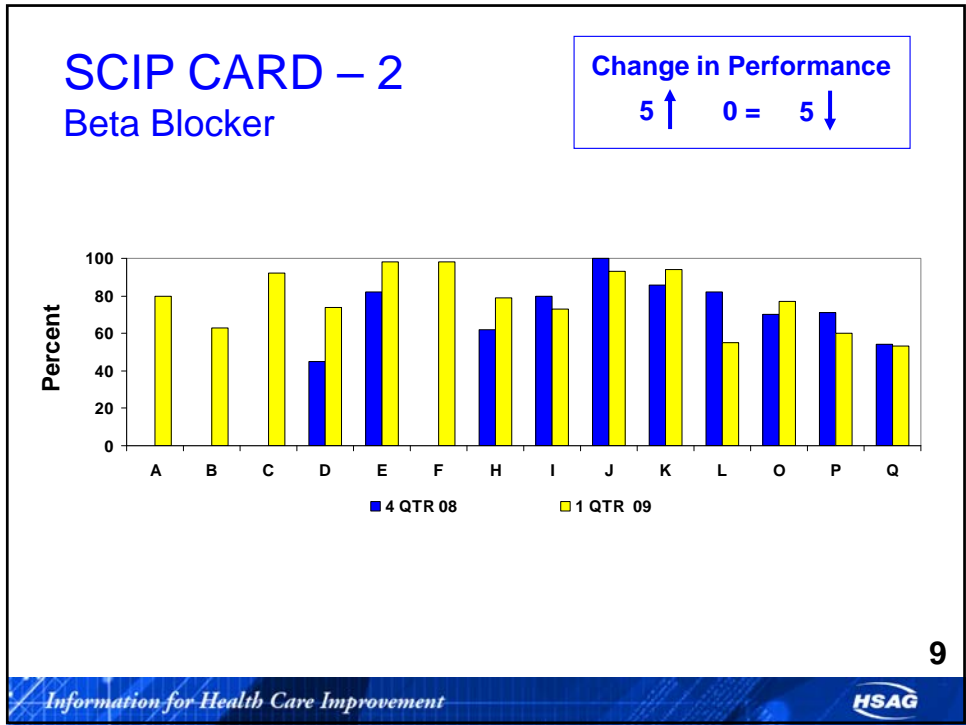
Let's Take a Peek at Performance



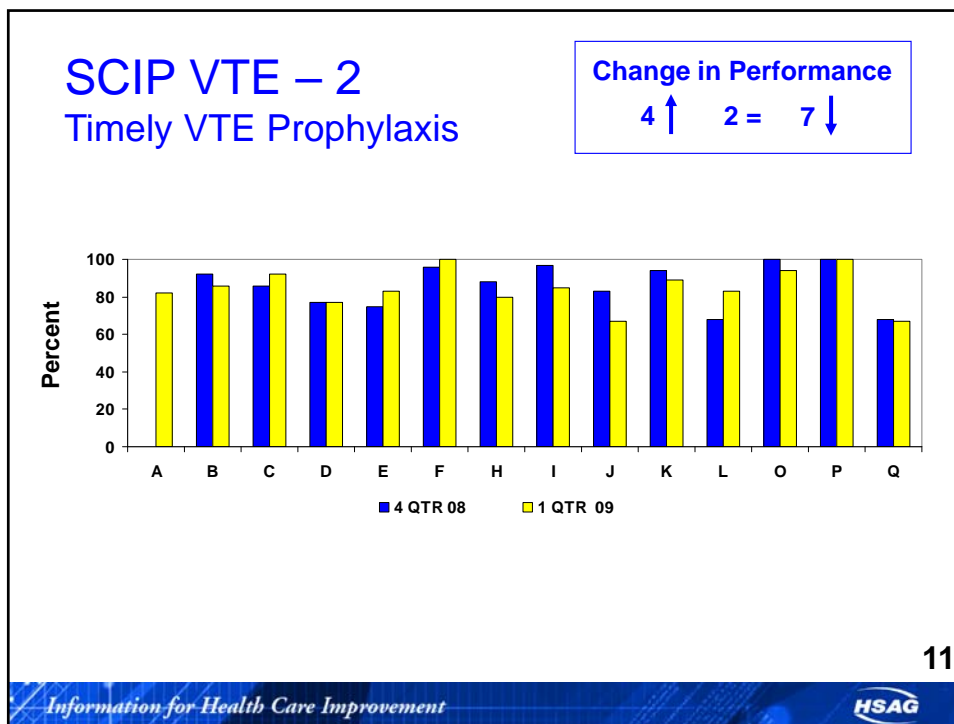
Let's Take a Peek at Performance



Let's Take a Peek at Performance



Let's Take a Peek at Performance



Quarterly Decline in Measure Rates, 4Q2008 & 1Q2009

# Hospitals	Quality Measure	Control
4 of 13	INF-1 Timely Antibiotics	ANS
1 of 13	INF-2 Appropriate Antibiotics	DR
6 of 13	INF-3 Discontinue Antibiotics	DR/RN
3 of 9	INF-4 Cardiac Surgery-Glucose	Card ICU
2 of 13	INF-6 Appropriate Hair Removal	RN
4 of 12	INF-7 Colorectal Surgery-Normothermia	ANS
5 of 10	CARD-2 Beta Blocker	Pre-Op
4 of 13	VTE-1 Appropriate VTE Prophylaxis	DR
7 of 13	VTE-2 Timely VTE Prophylaxis	RN

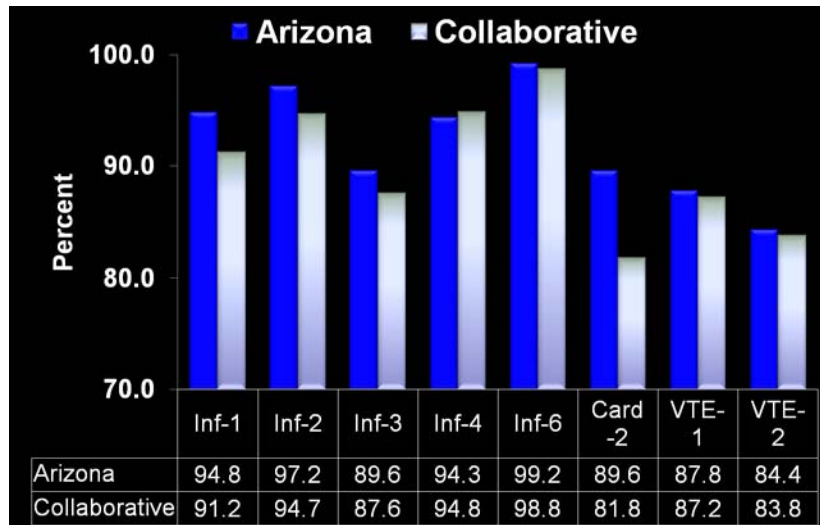
12

Information for Health Care Improvement

Let's Take a Peek at Performance

Measures by Hospital, 4Q2008

(Source: CMS Quarterly Submission to QIO Clinical Data Warehouse)



13

Information for Health Care Improvement



SCIP Collaborative

Hospital-Reported SCIP Data; First Quarter 2009

CODE	INF 1	INF 2	INF 3	INF 6	INF 7	CARD 2	VTE 1	VTE 2	INF 4
A	Green	Green	Yellow	Green	Red	Yellow	Green	Yellow	Black
B	Yellow	Green	Green	Green	Red	Red	Green	Yellow	Green
C	Green	Green	Green	Green	Green	Green	Green	Green	Black
D	Yellow	Green	Red	Green	Red	Red	Yellow	Red	Black
E	Green	Green	Green	Green	Green	Green	Green	Yellow	Yellow
F	Green	Green	Green	Green	Yellow	Green	Green	Green	Green
H	Green	Green	Yellow	Green	Red	Red	Green	Yellow	Green
I	Green	Green	Yellow	Green	Red	Red	Green	Yellow	Green
J	Yellow	Green	Green	Green	Yellow	Green	Red	Red	Green
K	Green	Green	Yellow	Green	Green	Green	Yellow	Yellow	Yellow
L	Green	Green	Green	Green	Black	Red	Red	Yellow	Black
O	Green	Green	Green	Green	Green	Red	Green	Green	Green
P	Green	Green	Yellow	Green	Green	Red	Green	Green	Black
Q	Green	Green	Yellow	Green	Green	Red	Yellow	Red	Green

----- Performance Range -----



14

Information for Health Care Improvement



Questions to Ask Yourself

- **Why isn't improvement consistently sustained?**
- **Who is accountable and responsible for ensuring SCIP success in my organization?**
- **If P4P were implemented today, how would my organization fare?**

15

Suzanne Anders, RN, CPHQ

- Clinical Quality Specialist
- 520-661-9370
- suzanders@gainbroadband.com

Charlie Chapin, MS, CHCA

- HSAG Director, Decision Support
- 602-665.6107
- cchapin@hsag.com

16

Let's Take a Peek at Performance

Over 1 million drug-related injuries occur every year in health care settings. The Institute of Medicine estimates that at least a quarter of these injuries are preventable.

To find out how to prevent medication errors, go to <http://www.hsag.com/drugsafety/>.



www.hsag.com

This material was prepared by Health Services Advisory Group, the Medicare Quality Improvement Organization for Arizona, under contract with the Centers for Medicare & Medicaid Services (CMS), an agency of the U.S. Department of Health and Human Services. The contents presented do not necessarily reflect CMS policy. Publication No. AZ-9SOW-6.2.3-072309-01

17

Information for Health Care Improvement

