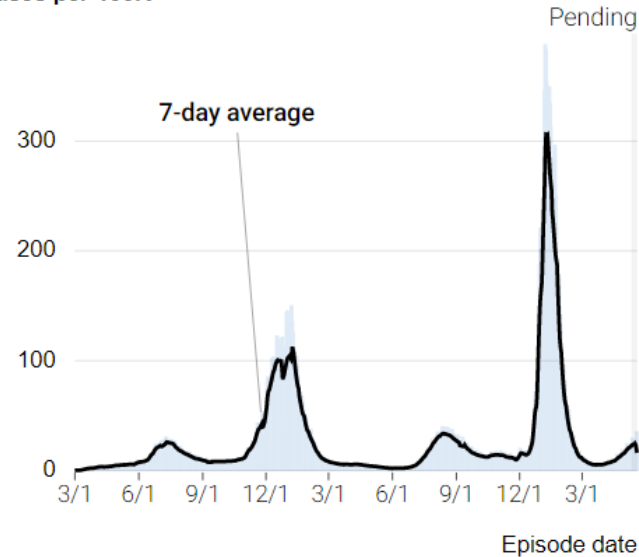
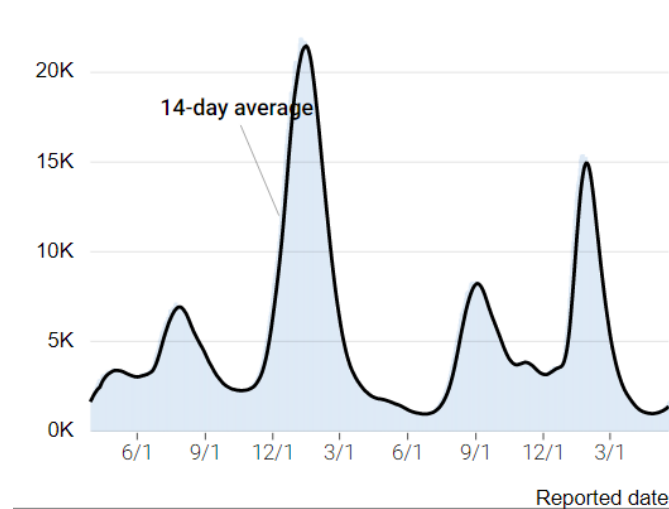


# Testing Taskforce: New California COVID-19 cases, hospitalizations and deaths

Cases per 100K

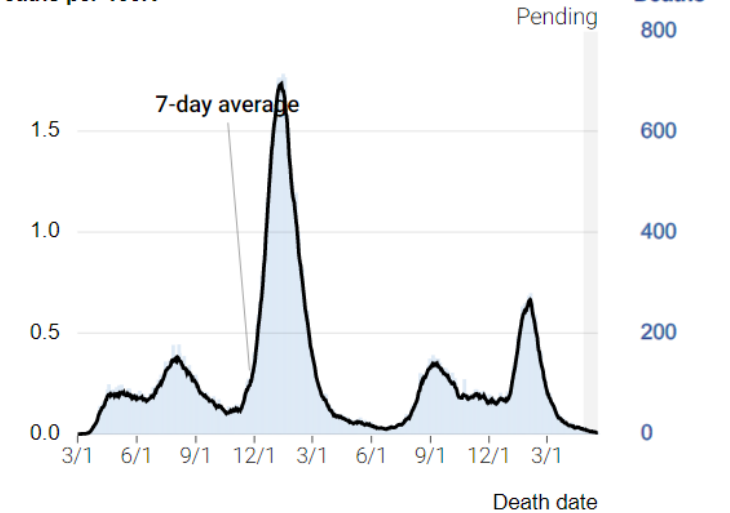


14 day average Hospitalizations



7 day Average Deaths

Deaths per 100K



Avg. test positivity past 7 days 9.1%, **Up 1.5% from last week**

33 counties had an increase in positivity rate of 1% or more

**Daily New case numbers have increased 6x since 3 months ago.**

**14 day average Hospitalizations have doubled since 3 months ago**

**7 day average Deaths remain at low levels.**

June 14, 2022 with data as of June 13, 2022.

<https://covid19.ca.gov/state-dashboard/> <https://testing.covid19.ca.gov/>  
COVID-19 Cases Dashboard v2.0 - CA OpenNn Data | Tableau Public