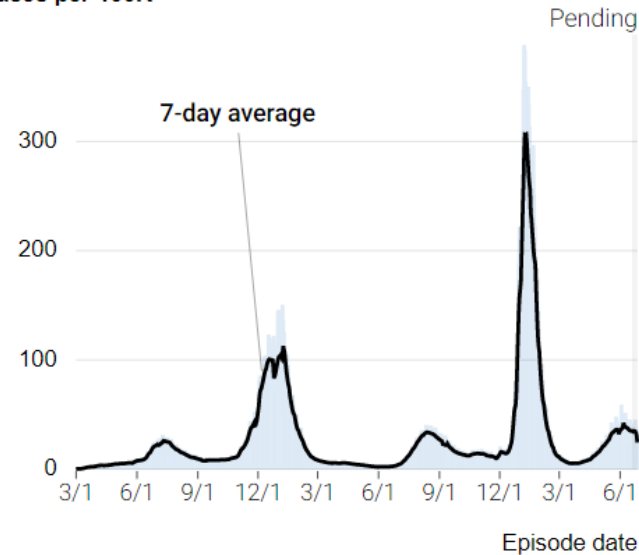
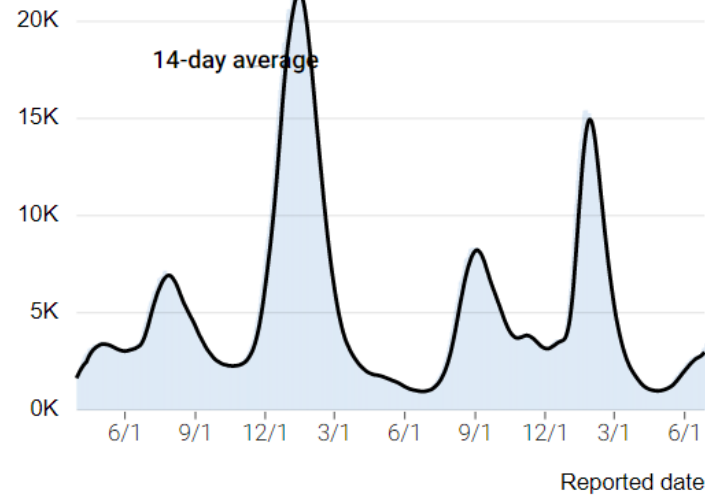


Testing Taskforce: New California COVID-19 cases, hospitalizations and deaths

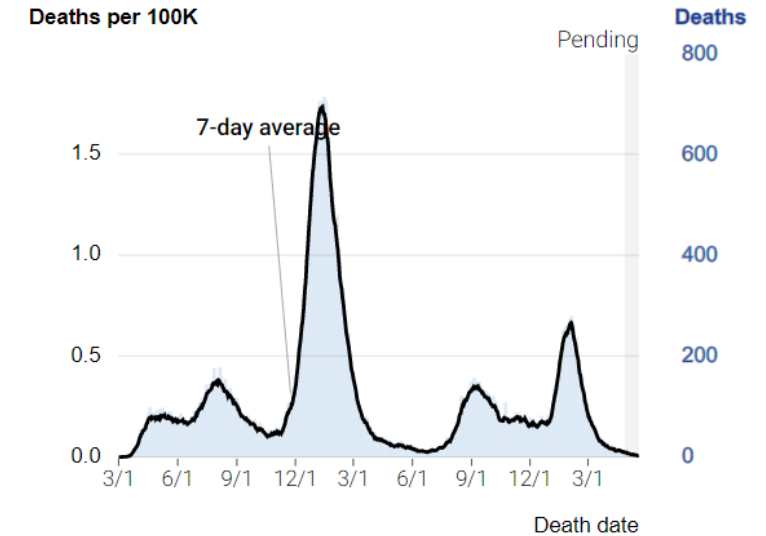
Cases per 100K



14 day average Hospitalizations



7 day Average Deaths



Avg. test positivity past 7 days 13.2%, **Up 1.5% from last week**

- All counties had a positivity $\geq 8\%$
- 49 counties saw an increase in positivity rate
- 18 counties had a $> 2\%$ increase in positivity rate

Daily New case numbers have increased 5x since 3 months ago. Daily new cases are about the same as prior weeks

14 day avg hospitalizations rising and increased x3 since 3 months ago

7 day average deaths remain at low levels.

June 28, 2022 with data as of June 27, 2022.

<https://covid19.ca.gov/state-dashboard/> <https://testing.covid19.ca.gov/>
COVID-19 Cases Dashboard v2.0 - CA Open Data | Tableau Public