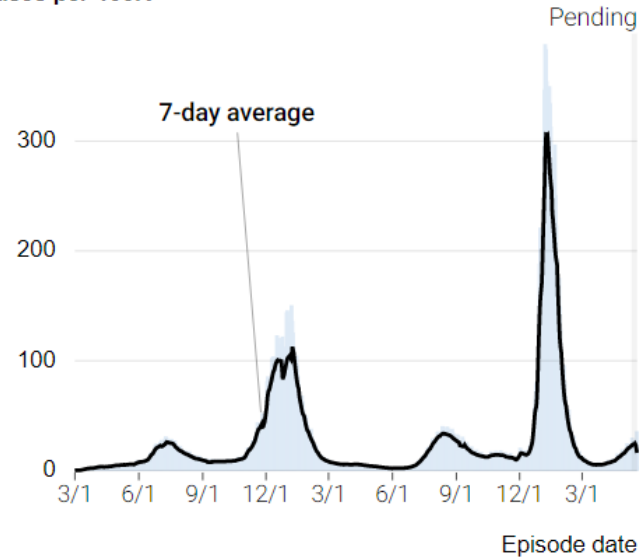
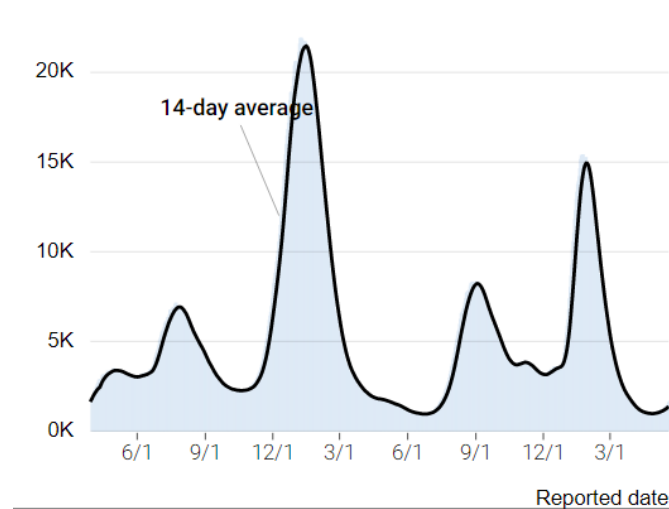


Testing Taskforce: New California COVID-19 cases, hospitalizations and deaths

Cases per 100K

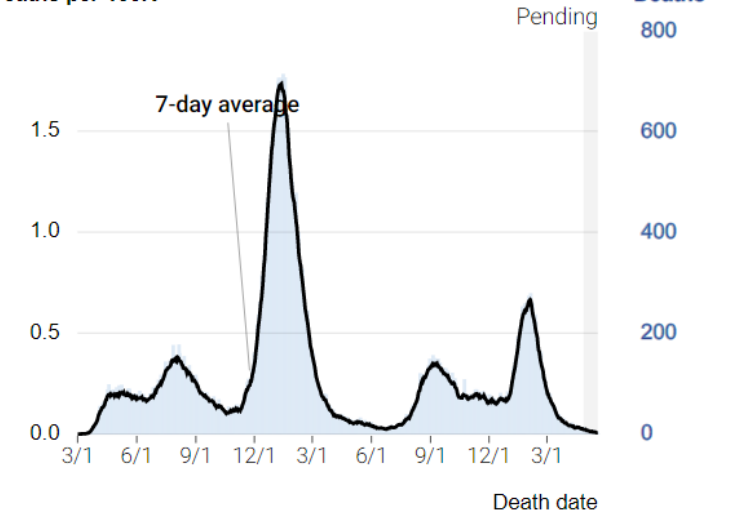


14 day average Hospitalizations



7 day Average Deaths

Deaths per 100K



Avg. test positivity past 7 days 8.9%, **Up 2.1% from last week**

22 counties had an increase in positivity rate of 1% or more

Daily New case numbers have increased 6x since 2.5 months ago.

14 day average Hospitalizations have doubled since 2.5 months ago

7 day average Deaths remain at low levels.

June 7, 2022 with data as of June 6, 2022.

<https://covid19.ca.gov/state-dashboard/> <https://testing.covid19.ca.gov/>
COVID-19 Cases Dashboard v2.0 - CA OpenNn Data | Tableau Public