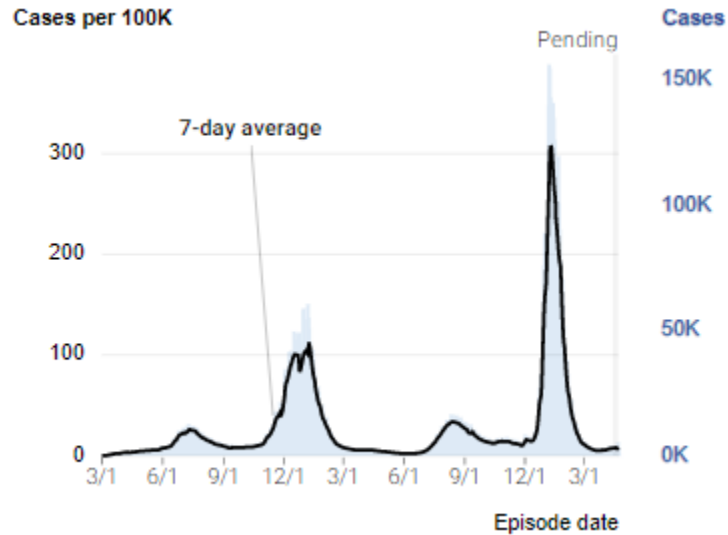
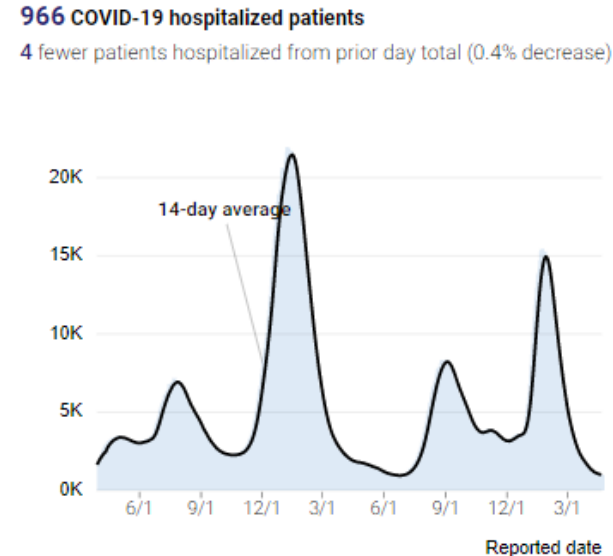


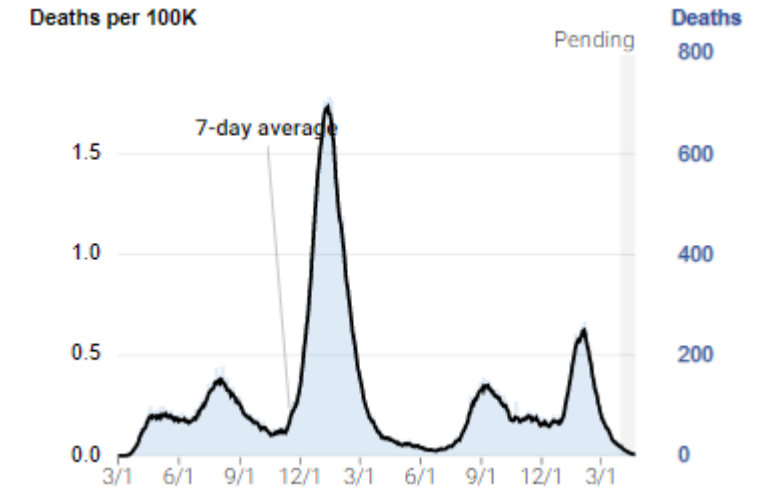
Testing Taskforce: New California COVID-19 cases, hospitalizations and deaths



14 day average Hospitalizations



7 day Average Deaths



Avg. test positivity past 7 days 3.1%, Up 1% from last week

Daily New case numbers have doubled since 1 month ago.

14 day average Hospitalizations are about the same as previous low levels

7 day average Deaths remain at low levels.

Avg. Turnaround time two weeks ago: 0.8 d

Turnaround time < 2 days: 97% Turnaround time < 1 day: 91%

April 26, 2022 with data as of April 25, 2022.

<https://covid19.ca.gov/state-dashboard/> <https://testing.covid19.ca.gov/>
COVID-19 Cases Dashboard v2.0 - CA Open Data | Tableau Public