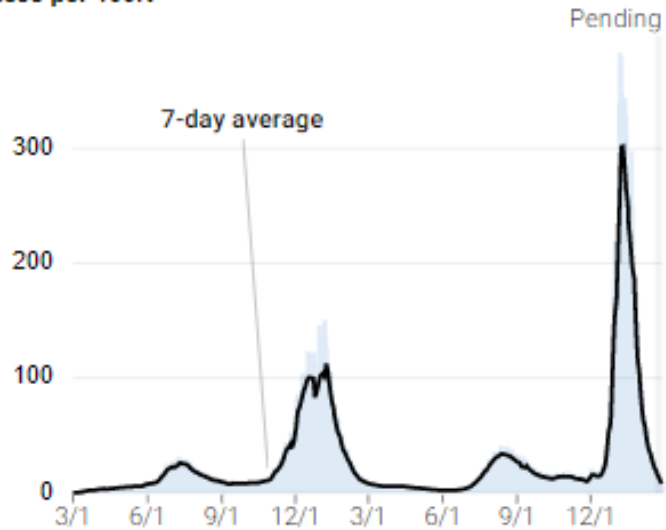
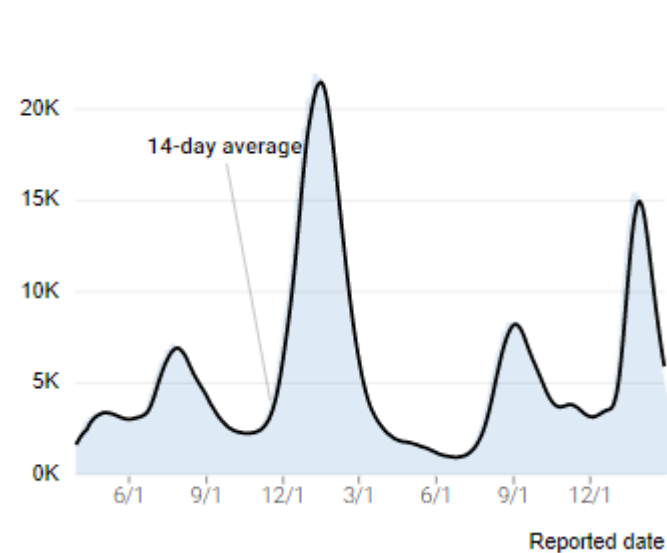


# Testing Taskforce: New California COVID-19 cases, hospitalizations and deaths

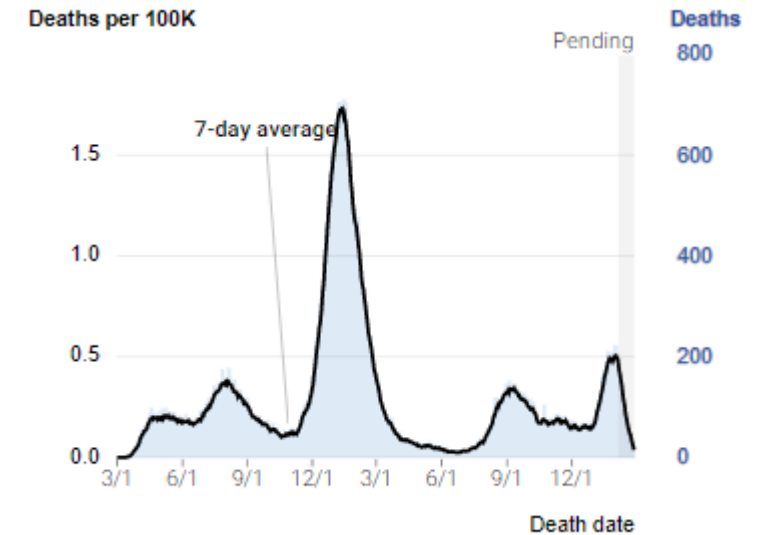
Cases per 100K



14 day average Hospitalizations



7 day Average Deaths



**New cases are falling statewide Avg. test positivity past 7 days 2.6%, Down 1.1% from last week**

**Daily New cases are continuing to fall**

**14 day average Hospitalizations are falling**

**7 day average Deaths are falling**

**Test turnaround time improving: Avg. Turnaround time ending 2/19: 1d**

**Turnaround time < 2 days: 97% Turnaround time < 1 day: 88%**

Reported March 2, 2022 with data as of March 1, 2022.

<https://covid19.ca.gov/state-dashboard/> <https://testing.covid19.ca.gov/>  
COVID-19 Cases Dashboard v2.0 - CA Open Data | Tableau Public

# Study: Antigen test performance with Omicron and Delta

- Asymptomatic individuals tested every other day for 15 days with antigen and PCR tests.
- 90% of people who tested positive with PCR twice in 48 hours, tested positive with an antigen test with omicron versus 79% with delta
- 40% (omicron) and 27% (delta) tested positive with an antigen test the day their first PCR test was positive