

AB 1797: New Requirement to Submit Immunization Data to a CA Registry



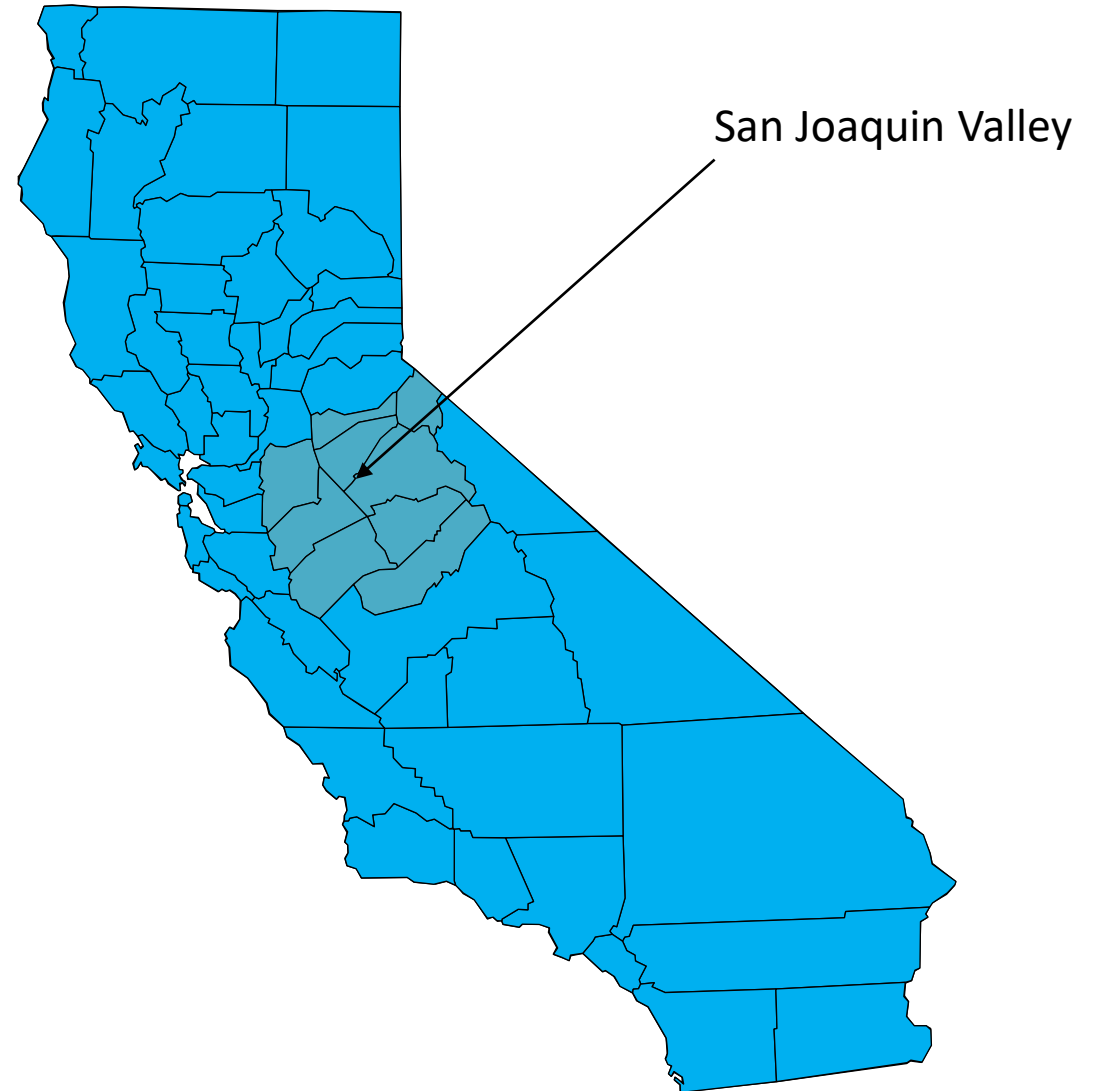
Anya Gutman, MPH
Immunization Branch, CDPH

What is CAIR?

- A secure internet-based immunization registry for California
- Tracks patient immunization and TB test information
- Used by thousands of health care providers and other agencies in California
- Governed by California Health and Safety Code 120440

The CAIR System – *Today*

- CAIR2 Deployed 2016
- Imperial County migrated to CAIR2 in 2018
- San Diego county (SDIR) migrated to CAIR2 in 2022



CAIR2 – Patients and Doses*

<i>Measure</i>	<i>0-5 yrs</i>	<i>6-18 yrs</i>	<i>19+ yrs</i>	<i>All Ages</i>
Patients In	3,791,148	8,261,373	38,861,445	50,913,966
Patients w/ ≥ 2 doses	2,393,529	7,509,809	33,042,590	42,945,928
Vaccine Doses	42,761,080	169,752,461	316,002,388	528,515,929

* As of April 28, 2023.

AB 1797: New Requirement to Submit Immunization Data to a CA Registry

- AB 1797 effective Jan 1, 2023
- Requires CA healthcare providers who administer vaccines or/and offer TB tests to enter:
 - Immunization information into the California Immunization Registry ([CAIR](#)) OR [Healthy Futures/RIDE](#).
 - Race and ethnicity information for each patient in the immunization registry to support assessment of health disparities in immunization coverage.
 - TB test results



Not Yet Enrolled? [Enroll Now!](#)

There are [many benefits](#) to participating in an immunization registry:

- Save time
- Improve patient care
- Boost immunization rates
- Quickly run vaccine reports to access data required for [annual CMS reporting](#) (e.g., influenza and pneumococcal vaccination coverage of residents)



Not Yet Enrolled? [Enroll Now!](#)

- **Facilities in Alpine, Amador, Calaveras, Mariposa, Merced, San Joaquin, Stanislaus, or Tuolumne counties:** visit myhealthyfutures.org and contact the Healthy Futures/RIDE Help Desk at (209) 468-2292 or support@myhealthyfutures.org.
- **Facilities in all other counties** should refer to [the How to Enroll in CAIR2 page](#) for guidance on the CAIR2 setup that works best for them and contact their [Local CAIR Representative](#) with any questions.

Choose the Best CAIR2 Setup For You

	Manual Entry (http://enroll.cairweb.org/) Manually enter doses into CAIR online	Data Exchange (DX) (https://igs.cdph.ca.gov/) Your EHR submits doses automatically to CAIR	OPTIMAL Bi-directional Data Exchange (BiDX) (https://igs.cdph.ca.gov/) Your EHR submits doses automatically to CAIR and receives doses from CAIR
Lookup Patient's Immunization History	✓	✓	✓
View Immunization Coverage Reports² and Manage Inventory^{2,3}	✓	✓	✓
Automatically submit doses entered in your EHR to CAIR		✓	✓
Import Immunization History from Other CAIR2 Providers Into Your EHR Records			✓

Contact us for more information

Talk to your [Local CAIR Representative](#) (cdph.ca.gov/Programs/CID/D-CDC/CAIR/Pages/CAIR-users-LCR.aspx) for assistance

Email CAIRDataExchange@cdph.ca.gov

Email CAIRDataExchange@cdph.ca.gov

[Join CAIR Flyer](#)

Not Sure If Already Enrolled? Contact Us Today!

- **Facilities in Alpine, Amador, Calaveras, Mariposa, Merced, San Joaquin, Stanislaus, or Tuolumne counties:** contact the [Healthy Futures/RIDE](#) Help Desk at (209) 468-2292 or support@myhealthyfutures.org.
- **Facilities in all other counties** should contact the CAIR Help Desk (CAIRHelpdesk@cdph.ca.gov or 800-578-7889) or your [Local CAIR Representative](#)

Already Enrolled with Read-Only Status?



Update your CAIR account to be able to submit doses to CAIR: Contact your [Local CAIR Representative](#).

Already Enrolled?

Ensure Doses are Accurately Entered

- [Run reports on administered doses](#) to ensure data is being entered accurately. You may compare this report against doses in a vaccine administration log or an EHR report.
- If your organization sends data from your EHR to CAIR automatically (Data Exchange), CDPH strongly encourages you to set up at least one staff with a Data Exchange Quality Assurance (DX QA) user role in CAIR. This role has access to the “Check Status” page for [monitoring data submissions and data quality](#). For more info, visit the Data Exchange Monitoring Resources section of [the CAIR2 User Guides](#).

How can I help ensure CAIR records are more complete?

CDPH encourages facilities to submit all historical immunization records to improve completeness of records:

- To submit historical vaccinations through data exchange (DX), please work with your EHR vendor support and a CAIR Data Exchange Specialist (CAIRDataExchange@cdph.ca.gov) to discuss submission options.
- To manually enter historical vaccines, consult the [CAIR2 Guide to Adding Historical Immunizations](#) (PDF) or the [Adding Historical Immunizations video](#). Contact your [Local CAIR Representative](#) if you have questions.

Digital Vaccine Record (DVR)

California residents can now retrieve both their COVID-19 immunization records and California immunization records.



The screenshot shows the top of the website with the State of California logo and language options (English, Español, 简体字, MORE). Below the logo is the title "Digital Vaccine Record". The main heading is "Welcome to the Digital Vaccine Record (DVR) portal". The text explains that users can get a digital copy of their vaccine record by entering details to receive a link and QR code. It also provides instructions for parents/guardians and a note about the completeness of records as of January 1, 2023. At the bottom, there are three radio button options: "I want my COVID-19 Vaccine Record with QR code", "I want my California Immunization Record", and "I want both".

<https://MyVaccineRecord.cdph.ca.gov>

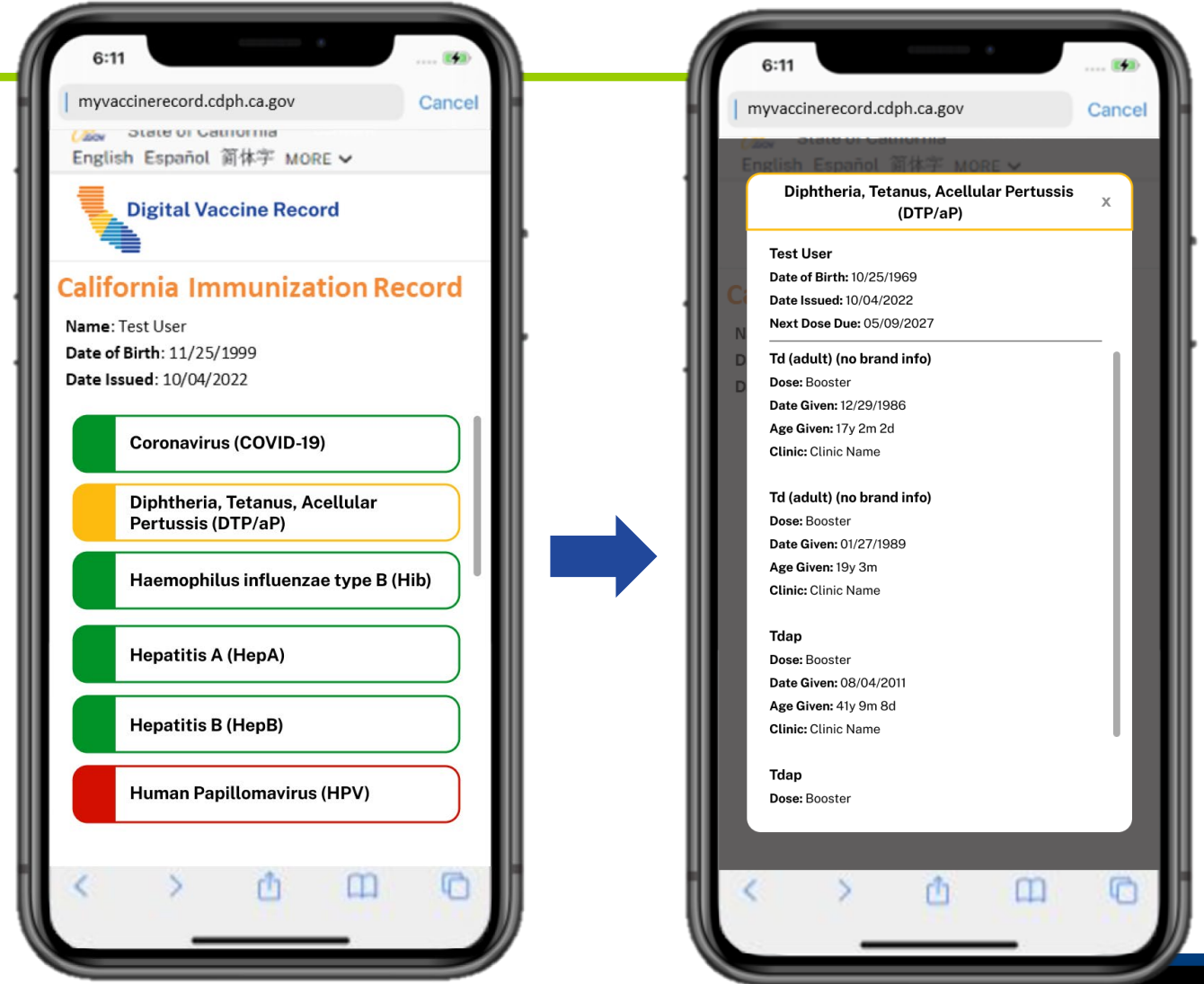
New Features!

- Expanded to include all routine immunizations
- Shows immunizations that may be overdue
- Available in English, Spanish, Arabic, Chinese (simplified and traditional), Korean, Tagalog, and Vietnamese
- Can be used as documentation for work or school

DVR Mobile Experience

The enhanced Mobile Experience provides Californians with a more intuitive mobile interface view of their DVR – displaying the same information in an easier-to-read, mobile browser friendly format.

Users have more control over the information they choose to share.



DVR Flyer

- Consider posting at SNF locations and sharing with staff and patients
- Includes a QR code directing to [Digital Vaccine Record \(ca.gov\)](https://www.cdph.ca.gov/Programs/CID/DCDC/Pages/Imz/CAIR/CAIR-Digital-Vaccine-Record.aspx)
- [Get Your Digital Vaccine Record flyer](#)
 - | [Spanish](#) | [Arabic](#) | [Chinese \(Simplified\)](#) | [Chinese \(Traditional\)](#) | [Korean](#) | [Tagalog](#) | [Vietnamese](#)

The image shows two versions of a flyer for the Digital Vaccine Record (DVR). The top version is in English and features a blue header with the text "GET YOUR DIGITAL VACCINE RECORD". Below the header is a graphic of a computer monitor displaying a form with fields for Name, Phone/Email, DOB, and 4 Digit PIN, and a "SUBMIT" button. A hand is holding a smartphone displaying a welcome message to the DVR portal. Below the graphic is the text "Private. Convenient. Secure." and a QR code. The bottom version is in Spanish and features a blue header with the text "OBTENGA SU REGISTRO DIGITAL DE VACUNACIÓN". Below the header is a graphic of a computer monitor displaying a form with fields for Nombre, Tel./email, Fec. Nac., and PIN de 4 dígitos, and a "ENVIAR" button. A hand is holding a smartphone displaying a welcome message to the digital vaccination registry portal. Below the graphic is the text "PRIVADO. CONVENIENTE. SEGURO." and a QR code. Both versions include text explaining what a DVR is, what information it includes, where to access it, and what digital records can be accessed through the portal. The English version also includes a QR code and contact information for more questions.

GET YOUR DIGITAL VACCINE RECORD

Private. Convenient. Secure.

What is a Digital Vaccine Record (DVR)?
Your Digital Vaccine Record (DVR) is an electronic vaccination record from the California Immunization Registry (CAIR) and is an official record of the state of California.

What information does the DVR include?
The DVR has your name, date of birth, vaccination dates, and the vaccines you received.

Where do I access my Digital Vaccine Record?
Visit myvaccinerecord.cdph.ca.gov to access your record. You will need to enter your first and last name, date of birth, and mobile number or email address. You will create a PIN which will be required to obtain your DVR when the link to your record is provided to you.

What digital records can I access through the DVR Portal?
There are two types of records you can access from the DVR Portal:

- **COVID-19 QR code** that (when a SMART Health Card reader) reports the same information as your vaccine card: your name, date of birth, vaccination dates, and vaccine received.
- **Record of all your vaccination** reported by pharmacies and health care providers to CAIR. Note that your record may not have been reported to CAIR.

For more DVR questions, visit myvaccinerecord.cdph.ca.gov/faq or call 1-833-422-4255 (open M-F 8AM-8PM, SA-SU 8AM-5PM).

California Department of Public Health, Immunization Branch

OBTENGA SU REGISTRO DIGITAL DE VACUNACIÓN

PRIVADO. CONVENIENTE. SEGURO.

Registro Digital de Vacunación (DVR)
Su Registro Digital de Vacunación (DVR, por sus siglas en inglés) es un registro electrónico de vacunación procedente del Registro de Vacunación de California (CAIR, por sus siglas en inglés) y es un registro oficial del estado de California.

¿Qué información incluye el DVR?
El DVR tiene su nombre, fecha de nacimiento, fechas de vacunación y las vacunas que recibió.

¿Dónde accedo mi Registro Digital de Vacunación?
Visite myvaccinerecord.cdph.ca.gov para acceder su registro. Necesita ingresar su primer nombre y apellido, fecha de nacimiento y número de celular o correo electrónico. Necesitará crear un PIN para poder obtener su DVR cuando se le proporcione el enlace a su registro.

¿Qué registros digitales puedo acceder desde el Portal DVR?
Hay dos tipos de registros a los que puede acceder desde el Portal DVR:

- **Código QR de COVID-19** que (cuando es escaneado por un lector de tarjetas SMART Health) mostrará la misma información que su tarjeta de papel de los CDC: su nombre, fecha de nacimiento, fechas de vacunación y las vacunas.
- **Registro de todas las vacunas** que informaron las farmacias y otros proveedores de salud a CAIR. Tome en cuenta que es posible que su historial de vacunación no se haya ingresado a CAIR.

Para más preguntas sobre el DVR, visite myvaccinerecord.cdph.ca.gov/faq-es o llame al 1-833-422-4255 (L-V 8AM-8PM, S-D 8AM-5PM).

California Department of Public Health, Immunization Branch

[Digital Vaccine Record Flyer](#)

[Spanish Version](#)

Resources

- [AB 1797 FAQs](#)
- Short video showcasing benefits of CAIR (bit.ly/CAIRvideo)
- [Join CAIR Flyer](#)

Prepare for the New Immunization Registry Requirement

What is the new requirement?

AB 1797, a California bill effective January 1, 2023, requires providers to enter immunizations they administer as well as a patient's race and ethnicity into a California immunization registry (CAIR or HealthyFutures/RIDE).



Where can I learn more?
Visit bit.ly/AB1797FAQ.

Enroll Now


There are many benefits to participating in an immunization registry. To learn more, visit bit.ly/CAIRvideo or to start the enrollment process, visit cairweb.org.

Providers in Alpine, Amador, Calaveras, Mariposa, Merced, San Joaquin, Stanislaus, or Tuolumne counties will need to enroll in Healthy Futures/RIDE (www.myhealthyfutures.org). For assistance, contact the Healthy Futures/RIDE Help Desk at (209) 468-2292 or support@myhealthyfutures.org.



We are here to support you along the way
Questions? CAIRHelpdesk@cdph.ca.gov
Phone: 800-578-7889

CAIR poster (IMM-1208) - Available to order through your [Local CAIR Representative](#).



We Participate in the California Immunization Registry

Immunization Registry Notice to Patients and Parents

Immunizations or 'shots' prevent serious diseases. Tuberculosis (TB) screening tests help to determine if you may have TB infection and can be required for school or work. Keeping track of shots/TB tests you have received can be hard. It's especially hard if more than one healthcare provider gave them. Today, healthcare providers use a secure computer system called an *immunization registry* to keep track of shots and TB tests. If you change providers, your new provider can use the registry to see the shot/TB test record.

How Does the Registry Help You?

- Keeps track of all shots and TB tests (skin tests/chest x-rays), so you don't miss any or get too many
- Sends reminders when you or your child need shots
- Gives you access to your digital vaccine record at myvaccinerecord.cdph.ca.gov. Records can be used for childcare, school, or work.

How Does the Registry Help Your Health Care Team?

Doctors, nurses, health plans, and public health agencies use the registry to:

- See which shots/TB tests are needed
- Remind you about shots needed
- Prevent disease in your community
- Help with record-keeping

Can Schools or Other Programs See the Registry?

Yes, but this is limited. Schools, child cares, and other agencies allowed under California law may:

- See which shots/TB tests children in their programs need
- Make sure children have all shots/TB tests needed to start child care or school

What Information Can Be Shared in a Registry?


- Patient's name, sex, race/ethnicity, and birth date
- Parents' or guardians' names
- Limited information to identify patients
- Details about a patient's shots/TB tests

What's entered in the registry is treated like other private medical information. Misuse of the registry can be punished by law. Under California law, only healthcare provider offices, health plans, or public health departments may see your address and phone number. Health Officials can also look at the registry to protect public health.

Patient and Parent Rights

It's your legal right to ask your healthcare provider:

- To prevent non-clinical CAIR sites from accessing your (or your child's) registry records
- Not to get shot appointment reminders from your provider's office
- To look at a copy of your or your child's shot/TB test records
- Who has seen the records and to correct any mistakes



If you DO NOT want your provider's office to share your immunization/TB test information with non-clinical CAIR sites, ask your provider to lock your records in CAIR. You may also complete a "Request to Lock My CAIR Record" form from the CAIR website (bit.ly/CAIRforms). If you change your mind, complete a "Request to Unlock my CAIR Record" form.

For more information, contact the CAIR Help Desk at 800-578-7889 or CAIRHelpDesk@cdph.ca.gov

Questions? Ask us!

IMM-1208 (6/23)

Questions?

- CAIR Help Desk (CAIRHelpdesk@cdph.ca.gov or 800-578-7889) or your [Local CAIR Representative](#)
- [Healthy Futures/RIDE](#) Help Desk at (209) 468-2292 or support@myhealthyfutures.org