



Full-Speed Ahead! COVID-19 Vaccine Booster Program: Checking in on Our Goals

Keith Chartier, DrPH, MPH

Associate Executive Director
Health Services Advisory Group (HSAG)

Rose Chen, MPH, RD

Director, HSAG

Today's Quickinar Objectives



Review CMS* booster campaign goals and HSAG's outreach and assistance to nursing homes (NHs).



Review the improvement in staff and resident booster rates in Arizona and California.



Provide tips and tricks to ensure accurate vaccine data entry into the National Healthcare Safety Network (NHSN).



Full Speed Ahead! ***Checking in on*** ***Our Goals***

National QIO Booster 13-Week Campaign

General Outreach and Education

- **Weekly, 30-minute quickinars with office hours**
- **Regular email communication** with the latest CMS and Centers for Disease Control and Prevention (CDC) information about the booster vaccines

One-on-One Targeted Interventions

- **One-on-one assistance** from HSAG staff
 - Organize mobile vaccine clinics
 - Ensure your NHSN data accuracy
 - Connect with vaccine educators
 - **Anything else you need!**

HSAG's Campaign By the Numbers (January 14–March 3)

498

NHs Referred
by CMS

757

TA* Encounters

439

Action Plans

15

Webinars

7

Office Hours

HSAG | Quickinar Recordings On-Demand

Quality Improvement Organizations
Sharing Knowledge. Improving Health Care.
CENTERS FOR MEDICARE & MEDICAID SERVICES

HSAG HEALTH SERVICES ADVISORY GROUP

Login: Partners | Employees | Select Language | AAA Search Go

Home About Careers Contact

You are here: Home ► COVID-19 ► Vaccine Resources

Vaccine Resources

Full Speed Ahead! COVID-19 Vaccine Booster Program

Access program materials, resources, and register for the upcoming quickinars and office hours series.

[Learn More](#)

COVID-19

- COVID-19 Events
- Long-Term Care Facilities
- Contact Us
- Vaccine Resources**
- Telehealth Resources

Full Speed Ahead! COVID-19 Vaccine Booster Program

Full Speed Ahead! COVID-19 Vaccination Recognition Program

Full Speed Ahead! COVID-19 Vaccination Recognition Program

Full Speed Ahead! COVID-19 Vaccine Booster Program

Full Speed Ahead! COVID-19 Vaccine Booster Program

Past Topics Covered

- Week 1: Campaign Kickoff
- Week 2: The Action Plan
- Week 3: Onsite Clinics
- Week 4: Vaccinators
- Week 5: Messaging
- Week 6: Marketing

**Recordings Available
On-Demand!**

Why Is It Important to Get the COVID-19 Booster Vaccine?

The February 1, 2022, Centers for Disease Control and Prevention (CDC's) Morbidity and Mortality Weekly Report, highlights the following findings from a study of 422,966 people in Los Angeles County, California.

November 7, 2021–January 8, 2022

Hospitalization Rates as of January 8, 2022

23 times higher

for unvaccinated persons when compared to fully vaccinated persons with a booster.

5 times higher

for unvaccinated persons when compared to fully vaccinated persons without a booster.



During both Delta and Omicron predominance, incidence and hospitalization rates were **highest among unvaccinated persons** and **lowest among vaccinated persons with a booster.**



Find additional data here: www.cdc.gov/mmwr/volumes/71/wr/mm7105e1.htm

New HSAG One-Page Resource to Share with Residents and Staff Members

https://www.hsag.com/en/covid-19/vaccine-resources/#Improving_Vaccine_Acceptance

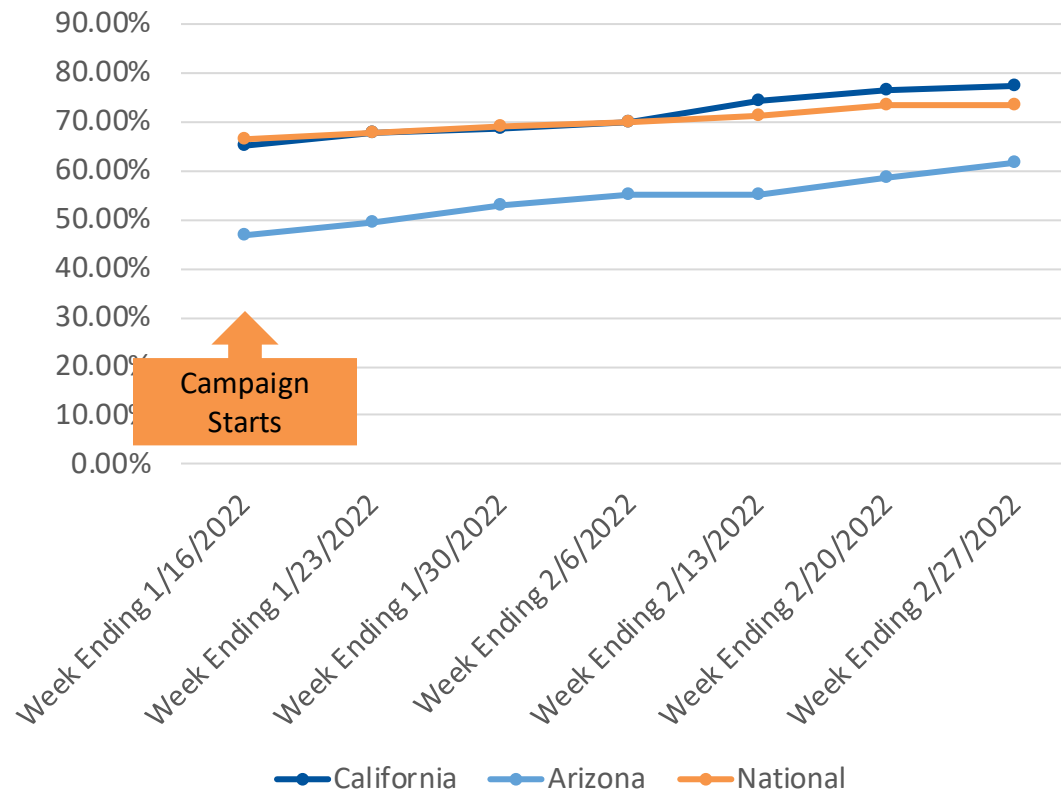
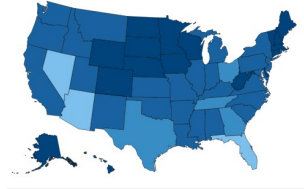


This material was prepared by Health Services Advisory Group, the Medicare Quality Innovation Network-Quality Improvement Organization for Arizona and California, under contract with the Centers for Medicare & Medicaid Services (CMS), an agency of the U.S. Department of Health and Human Services. The contents presented do not necessarily reflect CMS policy. Publication No. QN-1250W-KC-03012022-01



The Current State of Boosters in Arizona and California

Resident Booster Rates—Improvement



Current

U.S.: 73.2%
CA: 77.4%
AZ: 61.6%

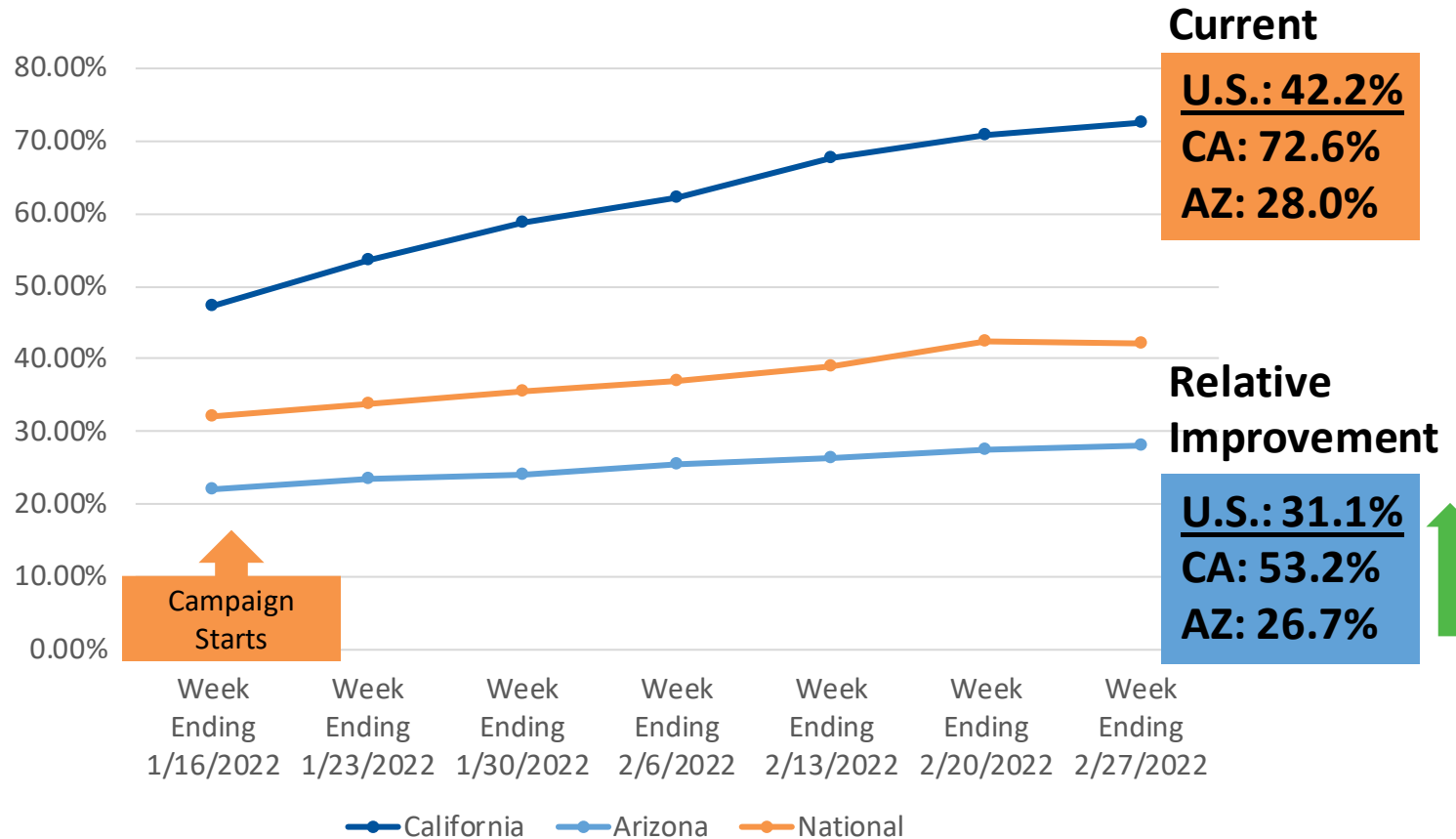
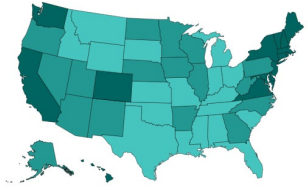
Relative Improvement

U.S.: 10.6%
CA: 18.9%
AZ: 31.9%



<https://www.cdc.gov/nhsn/covid19/ltc-vaccination-dashboard.html>

Staff Booster Rates—Improvement



<https://www.cdc.gov/nhsn/covid19/ltc-vaccination-dashboard.html>

Full Speed Ahead! Resident Booster Rates

HSAG Cohort | Resident COVID-19 Boosters (January 14–February 28, 2022)

State	NHs	Resident Rate (Referral Baseline)	Current Resident Rate (2/28/22)	Increase in Documented Resident Boosters
Arizona	79	15.3%	49.0%	1,416
California	419	10.9%	61.0%	14,281
Total	498	11.6%	59.3%	15,697

Source: CMS data and the CDC NSHSN

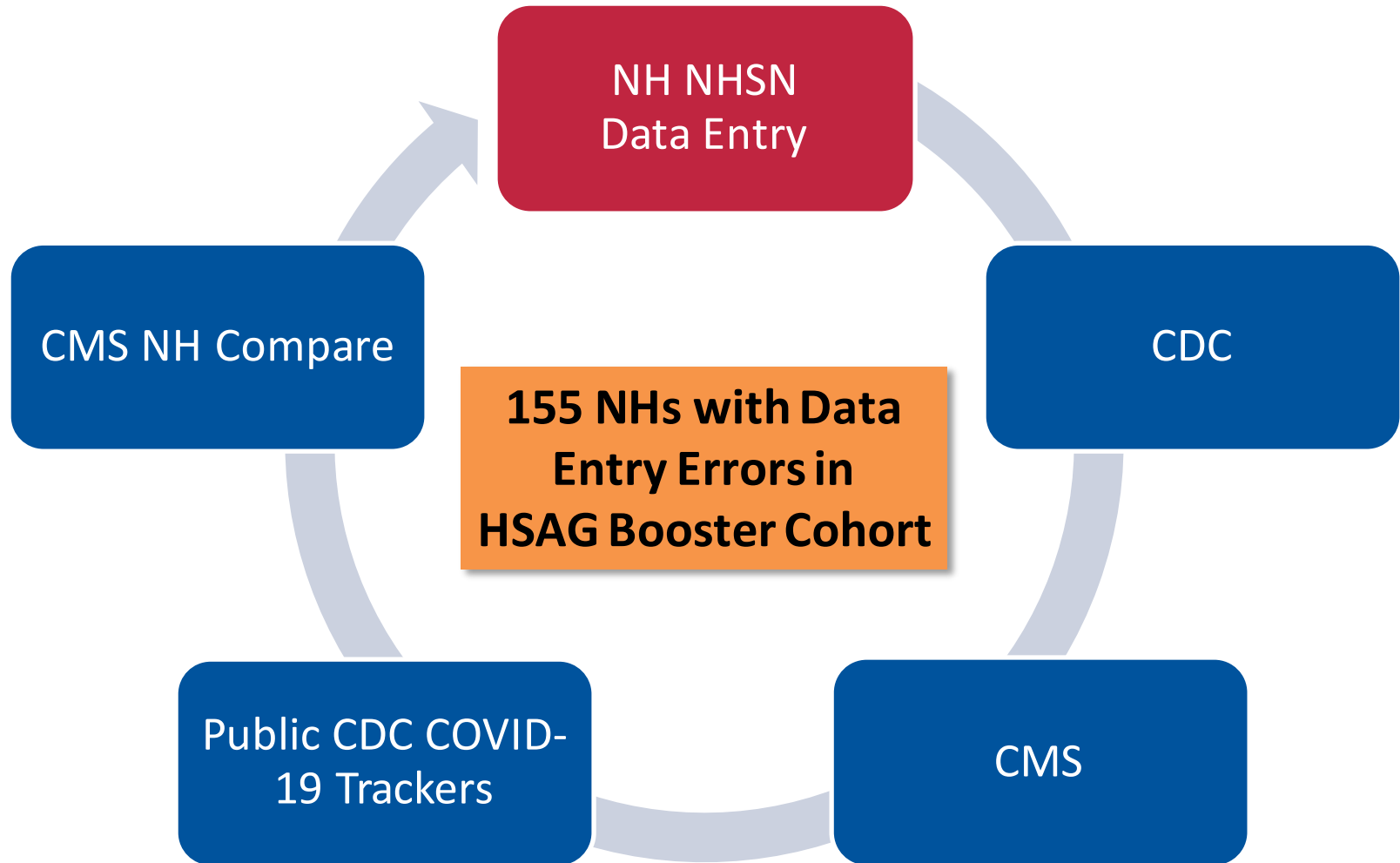
Full Speed Ahead! Staff Booster Rates

HSAG Cohort | Staff COVID-19 Boosters (January 14–February 28, 2022)

State	NHs	Staff Rate (Referral Baseline)	Current Staff Rate (2/28/22)	Increase in Documented Staff Boosters
Arizona	79	14.4%	24.8%	954
California	419	21.0%	57.0%	19,078
Total	498	19.8%	52.1%	20,032

Source: CMS data and the CDC NSHSN

Accuracy Matters | Your NH's NHSN Data Entry Drives Public-Facing Data





NHSN Tips and Tricks

Unaware of Incorrect Data

- **Barrier: Not knowing wrong data have been reported**
- **Tip:**
 - Use HSAG COVID-19 run chart to review weekly reporting
 - Access run charts in HSAG data portal
 - Confer NHSN rights to HSAG
 - Verify data directly in NHSN
 - Run analysis report to review data
 - Build a process to routinely review vaccination data

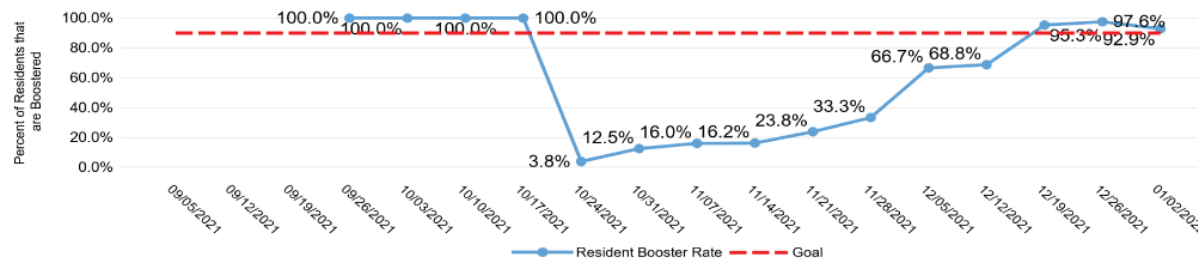
HSAG COVID-19 Run Chart

COVID-19 Run Charts NURSING HOME (41 Residents)

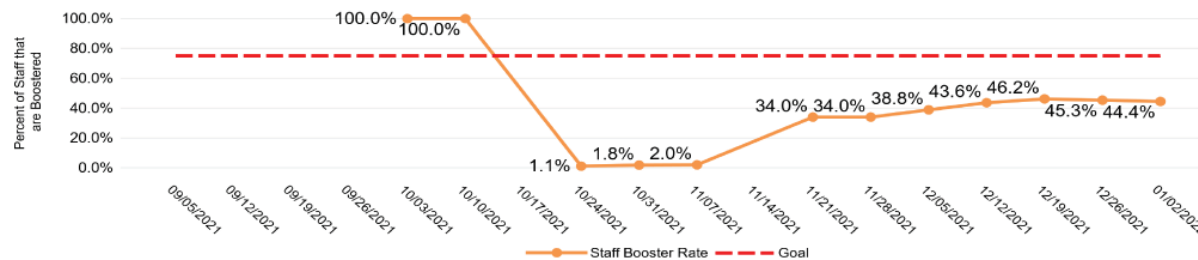
TRQII: Yes
Start Date: 08/07/2020
End Date: 11/13/2020



Resident: Booster Rate



Staff: Booster Rate



Data Source: National Healthcare Safety Network (NHSN) Accessed on 01/04/2022, 7:38 EST

Each data point represents the cumulative percent of residents or staff that are boosted. If data were pulled directly from NHSN, the denominator is the total number of residents or staff eligible for the booster. However, if CMS public data were used, the denominator is the total number of residents or staff fully vaccinated. The listed date indicates the end point of the week. Please contact Keith Chartier at kchartier@hsag.com with any questions.

Incorrect Data Reporting

- **Barrier:** Unable to save data and entered “0” instead
- **Tip:**

with **Completed** COVID vaccine series (Question #2)

+

Partially Vaccinated (Question #2)

+

with **Medical Contraindication** (Question #3.1)

+

Offered but **Declined** Vaccine (Question #3.2)

+

with **Unknown** Vaccination Status (Question #3.3)

**Total # of Residents Staying in this Facility for at Least 1 Day
During the Reporting Week (Question #1)**

Incorrect Data Reporting

- **Barrier:** Facility entered “0” because no one (resident or staff) received booster last week.
- **Tip:**
 - Under Question #4 (Residents/HCP receiving Additional Dose or Booster), enter **cumulative number of individuals** with complete primary series vaccine in question #2 **who have received an additional dose or booster of COVID-19 vaccine at this facility or elsewhere since August 2021**
- **Vaccination Reporting Instructions:**
 - Residents: <https://www.cdc.gov/nhsn/forms/instr/57.218-toi-508.pdf>
 - Staff: <https://www.cdc.gov/nhsn/forms/instr/57.219-toi-508.pdf>

Booster Rates Posted on Care Compare

- CMS is now posting data on COVID-19 vaccine booster shots administered to NH residents and staff on the Medicare.gov Care Compare website.
- The data shows booster rates at the facility level and includes include national and state averages.

<https://www.medicare.gov/care-compare/>

Resident vaccination ↑ <i>Higher percentages are better</i>	94.5% National average: 87.4% California average: 89.2%
Resident boosters ↑ <i>Higher percentages are better</i>	0% National average: 66.8% California average: 66%
Staff vaccination ↑ <i>Higher percentages are better</i>	89.7% National average: 82.1% California average: 94.7%
Staff boosters ↑ <i>Higher percentages are better</i>	0% National average: 31.8% California average: 48.9%

Frequently Asked Questions

- Revised [FAQs](#) on Reporting COVID-19 Vaccination Data

FAQs on Reporting COVID-19 Vaccination Data

November 2021

On This Page

Data Reporting: General

Data Reporting: Long-term Care Facilities

Reporting: Dialysis Facilities

Unable to Correct Data

- **Barrier: No one had NHSN access to correct vaccine data**
- **Tip:**
 - Ask other team members
 - Reach out to HSAG
 - Complete the [NHSN Facility Administrator Change Request](#) form online
 - Current Facility Admin = Previous person listed as the facility's "NHSN Administrator"
 - New Facility Admin = New person trying to gain NHSN access
 - Have at least 2 staff with NHSN access

This Week's Action Item

Review your facility's action plan goals, assess your progress, and make necessary adjustments for improvement.



Next Week's Topic: Peer Ambassadors



Friday, March 11

**12:30 p.m. AZ/11:30
a.m. CA**

Register Here:

<https://bit.ly/FullSpeedAheadBoosterProgram>



Thank you!

Keith Chartier

kchartier@hsag.com

Rose Chen (**email for NHSN questions!**)

rchen@hsag.com



Full-Speed Ahead!

Booster Program Office Hours

Questions & Answers

Keith Chartier, DrPH, MPH

Associate Executive Director, HSAG

Michelina Stazzone, DNP, CPNP

Immunization Nurse Educator,
Immunization Program Office
Arizona Department of Health Services

Rose Chen, MPH, RD

Director, HSAG

Geoff Granseth, MPH, CIC

Quality Advisor
Infection Preventionist
HSAG



Office Hours



Disclaimer

This material was prepared by Health Services Advisory Group (HSAG), a Quality Innovation Network-Quality Improvement Organization (QIN-QIO) under contract with the Centers for Medicare & Medicaid Services (CMS), an agency of the U.S. Department of Health and Human Services (HHS). Views expressed in this material do not necessarily reflect the official views or policy of CMS or HHS, and any reference to a specific product or entity herein does not constitute endorsement of that product or entity by CMS or HHS. Publication No. QN-12SOW-XC-03042022-01